

Installation Instructions for BioD-SuperRoll™ Coir Log

1. Clean and grade the base of the eroded streambank or shoreline. If necessary, strengthen the toe and the foundation (Figure 1). Place the BioD-SuperRoll™ unit on a level surface (a slight incline as shown is recommended), keeping the end with the pouch towards the direction of extension of the BioD-SuperRoll™ (Figure 2).
2. Pull the coir fiber plugs from both directions of the BioD-SuperRoll™ exposing the invisible holes (Figures 3 & 4).
3. Drive anchor stakes through the vertical holes in the top of the BioD-SuperRoll™. It is recommended to use at least three anchor stakes (Figure 5 & 6).
4. Insert live plant cuttings through the exposed holes on the sides of the BioD-SuperRoll™. If there are unused vertical holes on the top, they too may be used to insert live plant cuttings (Figure 5 & 6).
5. Fill soil up to the top level of the BioD-SuperRoll™ (Figure 7).
6. Insert coir plugs removed from the BioD-SuperRoll™ vertically into the filled soil mass (Figures 7 & 8).
7. Keep extending installation using the netting pouch for connecting the BioD-SuperRoll™.
8. If necessary, keep building layers of BioD-SuperRoll™ and repeat the above described installation procedure. One may insert live plant cuttings in between layers (Figure 8).




Figure 1

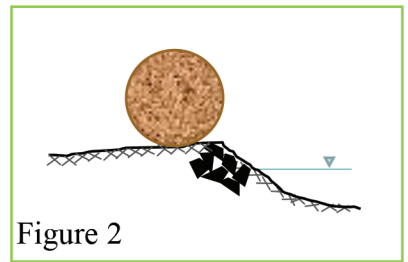


Figure 2

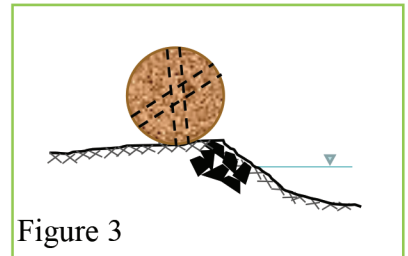


Figure 3

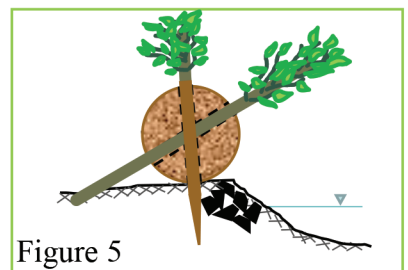


Figure 5

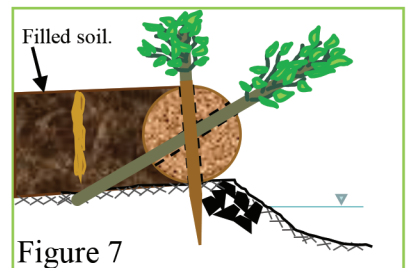


Figure 7



Figure 4

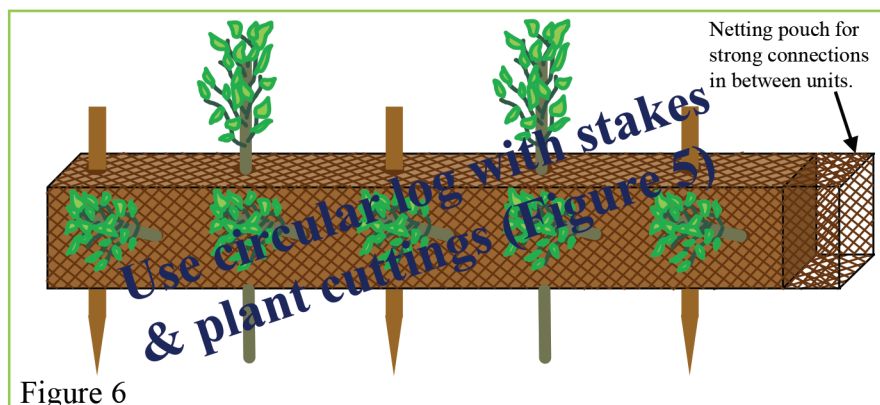


Figure 6

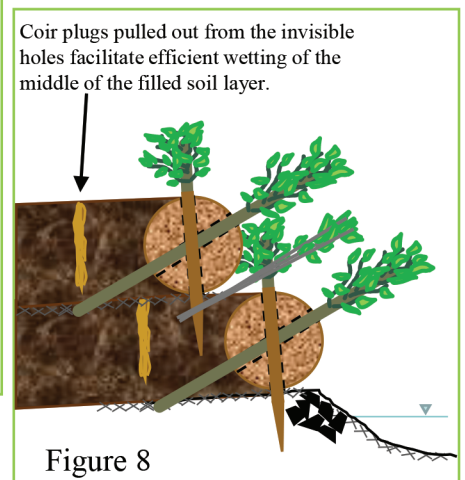
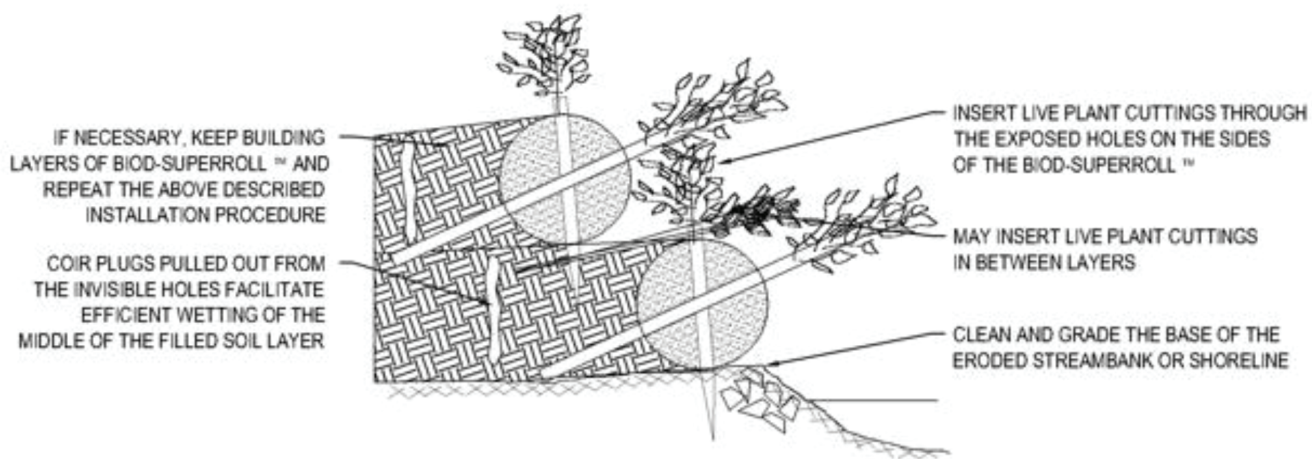


Figure 8

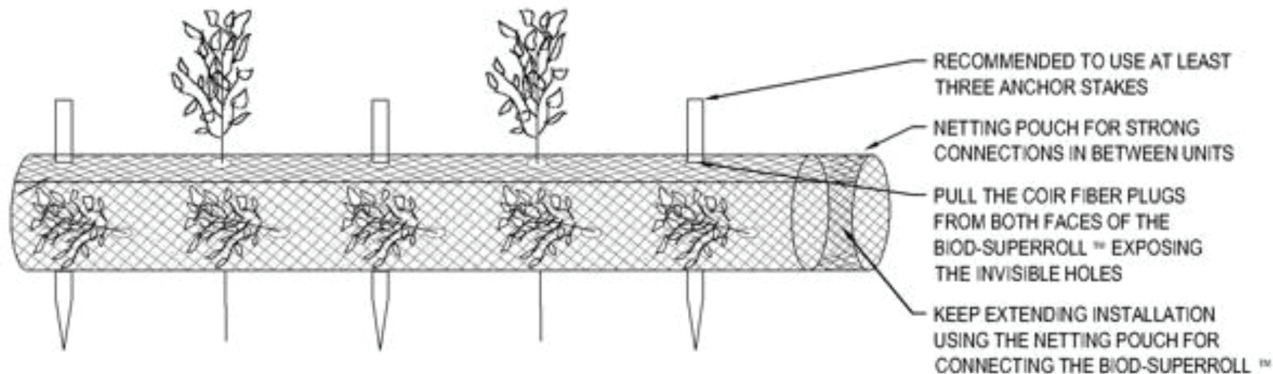


RoLanka
International, Inc.
THE TRUE GREEN SOLUTION

ROLANKA INTERNATIONAL INC.
155 ANDREW DRIVE
STOCKBRIDGE, GA 30281
TOLL FREE: 1-800-760-3215
PHONE: (770) 506-8211
FAX: (770) 506-0391
www.rolanka.com



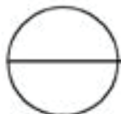
SECTION VIEW



PERSPECTIVE

NOTES:

1. INSTALLATION TO BE COMPLETED IN ACCORDANCE WITH MANUFACTURER'S SPECIFICATIONS.
2. DO NOT SCALE DRAWING.
3. THIS DRAWING IS INTENDED FOR USE BY ARCHITECTS, ENGINEERS, CONTRACTORS, CONSULTANTS AND DESIGN PROFESSIONALS FOR PLANNING PURPOSES ONLY. THIS DRAWING MAY NOT BE USED FOR CONSTRUCTION.
4. ALL INFORMATION CONTAINED HEREIN WAS CURRENT AT THE TIME OF DEVELOPMENT BUT MUST BE REVIEWED AND APPROVED BY THE PRODUCT MANUFACTURER TO BE CONSIDERED ACCURATE.
5. CONTRACTOR'S NOTE: FOR PRODUCT AND COMPANY INFORMATION VISIT www.CADdetails.com/info AND ENTER REFERENCE NUMBER 084-023.



BIOD-SUPERROLL™ 12

CIRCULAR COIR LOG WITH INVISIBLE HOLES